



thank you for your purchase!



What's Included

- 100 Trials Worksheet
- 30 Colored Teddy Bear Cards: each with a number value ranging from 1-6. The total "value" of trials in the deck = 100.
- 30 Black & White Teddy Bear Cards: Same range of numbers = 100. Use these if your students want to color their own and/or take for home practice.

***Take Home Directions Page included.**

Terms of Use:

By purchasing this resource, you agree it is for **your classroom, caseload and/or personal use only**. In addition, you agree you will **not** copy, resell, present this resource as your own, or share it in a common (shared) digital file or library (e.g., Google Drive). Copying any part of this product and placing it on the internet in any form is strictly forbidden. If there are any questions and/or concerns you may have with this product or its TOU, please contact me via email: shannon@speechhamster.com

-Shannon

Graphics By:





100 TEDDY BEAR TRIALS

Directions:

- Color version: Print and cut out the NUMBERED cards and place them face down in a pile.
- B/W version: Print, color and cut out the NUMBERED cards and place them face down in a pile.
- Each player gets a 100 Teddy Bear Trials Worksheet.
- To Play: Take turns flipping over the top card. The number represents:
 1. How many images to circle, color, cross out on your 100 trials worksheet.
 2. How many speech targets to practice. Examples could be:
 - Practicing speech sound targets
 - Naming items in categories
 - Rhyming words
 - Formulating sentences
 - Following Directions
 - WH Questions to answer
- When you run out of cards, reshuffle and place back in the pile.
- The first person to mark all 100 Teddy Bear images on their sheet wins.
- OPTIONAL Cooperative play: use one worksheet and work together to mark all 100 Teddy Bear images.

Want to see more themed 100 Trials activities like this?
Subscribe to the Speech Hamster Newsletter
to access the Free Resource Library.



subscribe
to the newsletter



for exclusive updates, freebies, encouragement & more at speechhamster.com



100 TEDDY BEAR TRIALS

TAKE HOME ACTIVITY

What's Included:

- 100 Trials Worksheet(s)
- 30 Black & White Teddy Bear Cards: each with a number value ranging from 1-6. The total value of the deck = 100.


Directions:































- Color & cut out each of the NUMBERED cards.
- Place face down in a pile.
- Each player gets a 100 Teddy Bear Trials Worksheet.
- To Play: Take turns flipping over the top card. The number represents:
 1. How many images to circle, color, cross out on your 100 trials worksheet.
 2. How many speech targets to practice. Examples could be:
 - Practicing speech sound targets
 - Naming items in categories
 - Rhyming words
 - Formulating sentences
 - Following Directions
 - WH Questions to answer
- When you run out of cards, reshuffle and place back in pile.
- The first person to mark all 100 Teddy Bear images on their sheet wins.
- OPTIONAL Cooperative play: use one worksheet and work together to mark all 100 Teddy Bear images.












Notes from your SLP:

100 TEDDY BEAR TRIALS

Today I am working on: _____



<div>1</div>  <div>speech hamster</div>	<div>1</div> 	<div>1</div> 	<div>1</div> 	<div>1</div> 
<div>2</div>  <div>speech hamster</div>	<div>2</div> 	<div>2</div> 	<div>2</div> 	<div>2</div> 
<div>3</div>  <div>speech hamster</div>	<div>3</div> 	<div>3</div> 	<div>3</div> 	<div>3</div> 
<div>4</div>  <div>speech hamster</div>	<div>4</div> 	<div>4</div> 	<div>4</div> 	<div>4</div> 
<div>5</div>  <div>speech hamster</div>	<div>5</div> 	<div>5</div> 	<div>5</div> 	<div>5</div> 
<div>6</div>  <div>speech hamster</div>	<div>6</div> 	<div>6</div> 	<div>3</div> 	<div>4</div> 

<div>1</div>  <div>speech hamster</div>	<div>1</div>  <div></div>	<div>1</div>  <div></div>	<div>1</div>  <div></div>	<div>1</div>  <div></div>
<div>2</div>  <div>speech hamster</div>	<div>2</div>  <div></div>	<div>2</div>  <div></div>	<div>2</div>  <div></div>	<div>2</div>  <div></div>
<div>3</div>  <div>speech hamster</div>	<div>3</div>  <div></div>	<div>3</div>  <div></div>	<div>3</div>  <div></div>	<div>3</div>  <div></div>
<div>4</div>  <div>speech hamster</div>	<div>4</div>  <div></div>	<div>4</div>  <div></div>	<div>4</div>  <div></div>	<div>4</div>  <div></div>
<div>5</div>  <div>speech hamster</div>	<div>5</div>  <div></div>	<div>5</div>  <div></div>	<div>5</div>  <div></div>	<div>5</div>  <div></div>
<div>6</div>  <div>speech hamster</div>	<div>6</div>  <div></div>	<div>6</div>  <div></div>	<div>3</div>  <div></div>	<div>4</div>  <div></div>